

**Update: ECU BOT
September 2020
Ron Mitchelson**



Global Cases

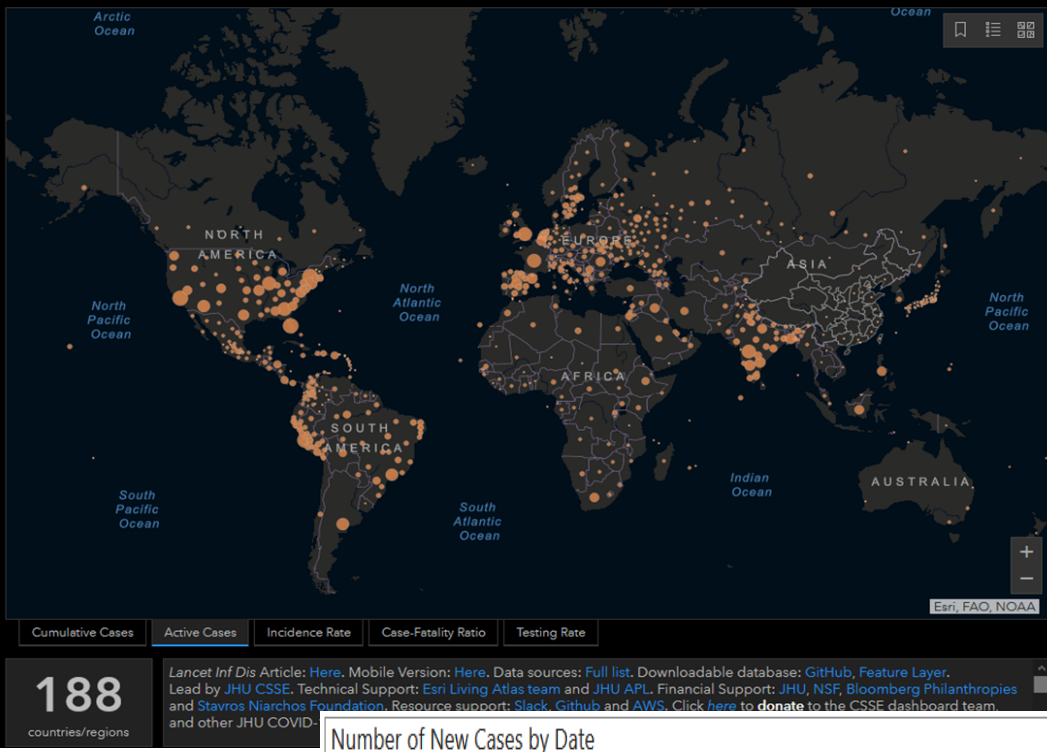
28,200,037

Cases by Country/Region/Sovereignty

- 6,397,547 US
- 4,562,414 India
- 4,238,446 Brazil
- 1,048,257 Russia
- 710,067 Peru
- 694,664 Colombia
- 652,364 Mexico
- 644,438 South Africa
- 554,143 Spain
- 524,198 Argentina
- 428,669 Chile
- 397,801 Iran
- 392,243 France
- 360,544 United Kingdom
- 334,762 Bangladesh
- 323,720 Saudi Arabia

Admin0 Admin1 Admin2

Last Updated at (M/D/YYYY)
9/11/2020, 6:28 AM



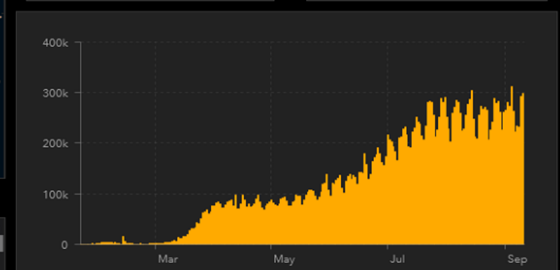
Global Deaths

910,134

- 191,802 deaths US
- 129,522 deaths Brazil
- 76,271 deaths India
- 69,649 deaths Mexico
- 41,697 deaths United Kingdom
- 35,587 deaths Italy
- 30,819 deaths France

US State Level Deaths, Recovered

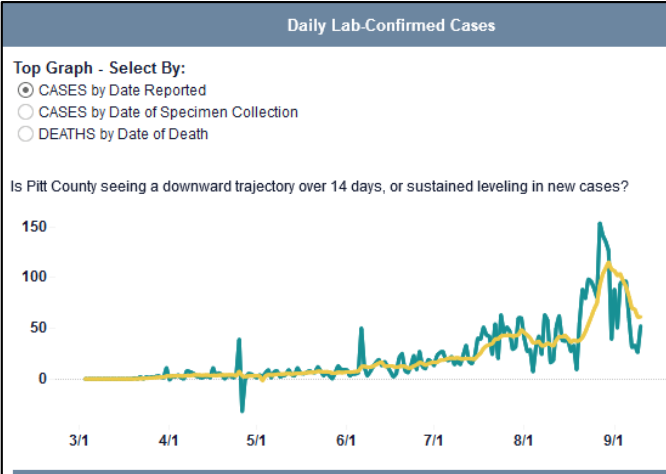
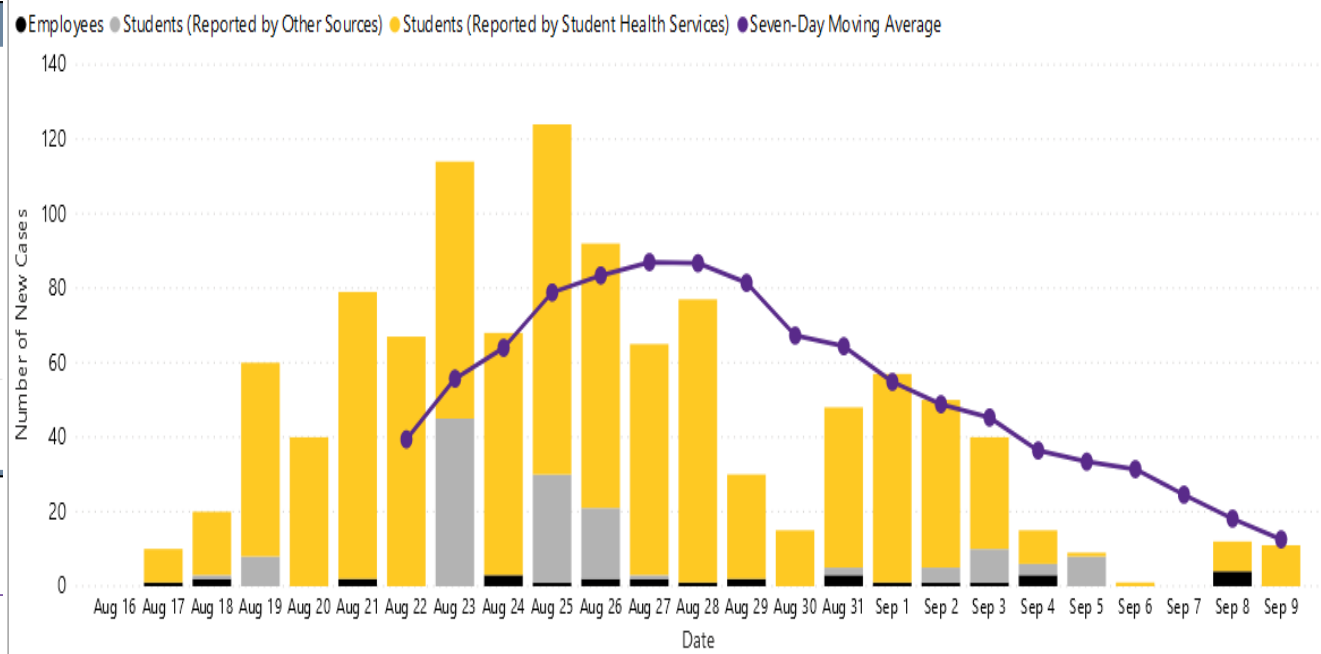
- 33,019 deaths, 75,584 recovered New York US
- 16,014 deaths, 34,290 recovered New Jersey US
- 14,099 deaths, recovered California US
- 13,930 deaths, 564,114 recovered Texas US
- 12,326 deaths, recovered Florida US
- 9,166 deaths, 107,501 recovered Massachusetts US
- 8,461 deaths, recovered Illinois US



188 countries/regions

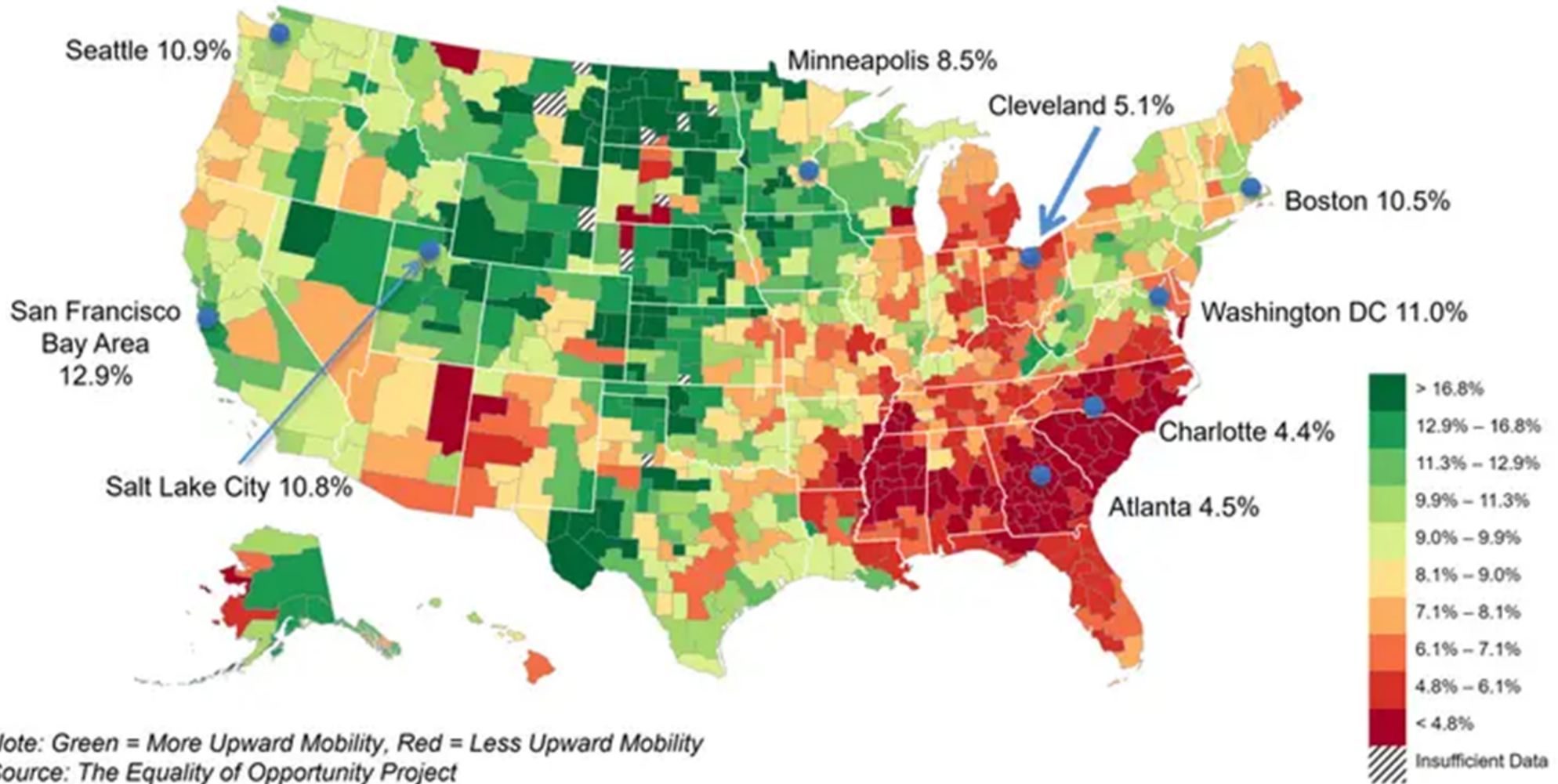
Lancet Inf Dis Article: [Here](#). Mobile Version: [Here](#). Data sources: [Full list](#). Downloadable database: [GitHub](#), [Feature Layer](#). Lead by JHU CSSE. Technical Support: [Esri Living Atlas team](#) and [JHU APL](#). Financial Support: [JHU](#), [NSF](#), [Bloomberg Philanthropies](#) and [Stavros Niarchos Foundation](#). Resource support: [Slack](#), [Github](#) and [AWS](#). Click [here](#) to [donate](#) to the CSSE dashboard team, and other JHU COVID-

Number of New Cases by Date



The Geography of Upward Mobility in the United States

Chances of Reaching the Top Fifth Starting from the Bottom Fifth by Metro Area



ECU is nationally noted for its quality and its contributions to social mobility.

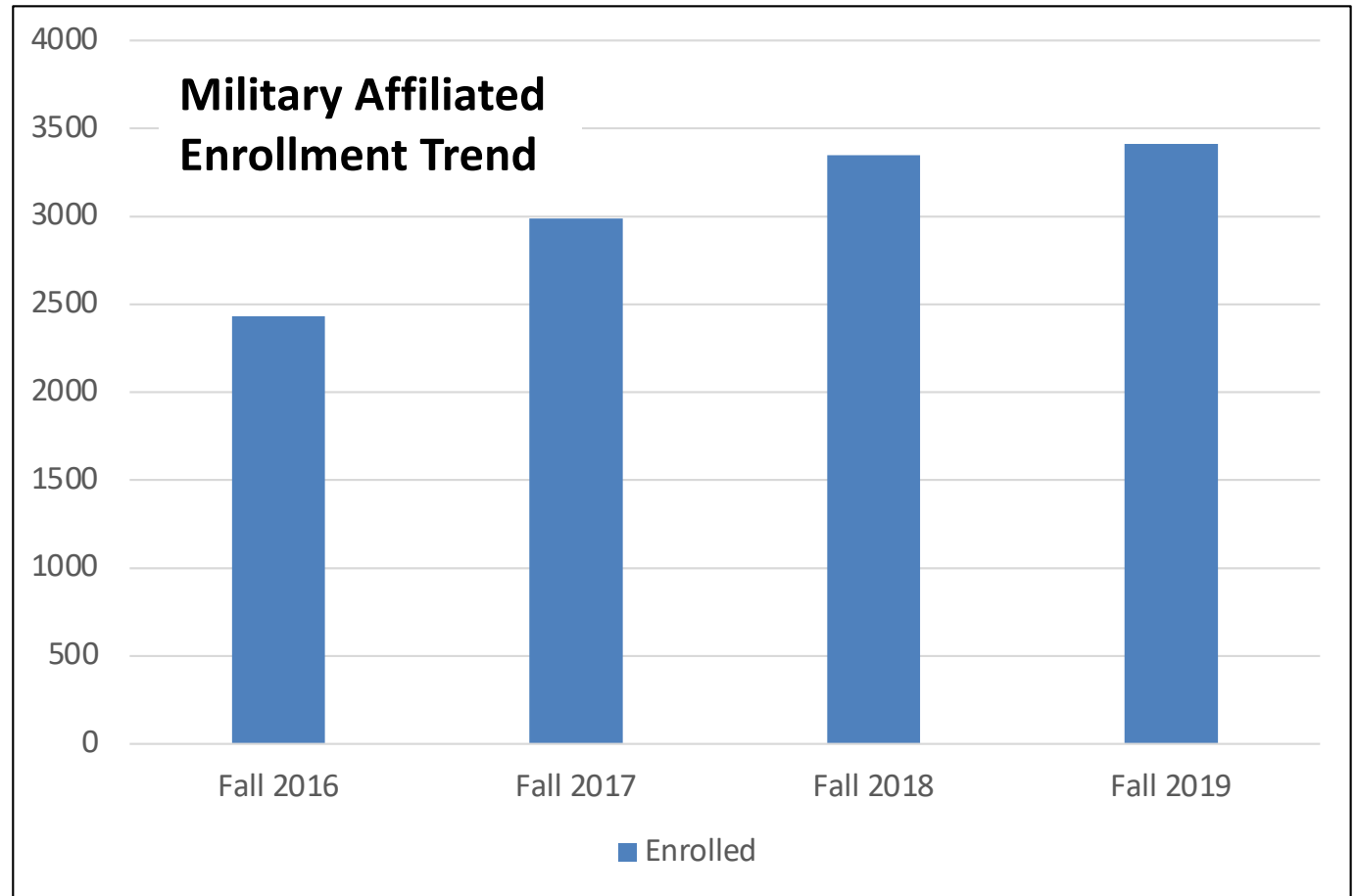


Top 15% in bang for the buck.
Top 100 among nationals for social mobility.
Princeton Review of Best Colleges (2020,2021).





ECU Veterans' Boot Camp Veteran to Scholar



Source: UNC System

More than 19,000 military-affiliated students

	Active Duty	Nat Guard/ Reserve	Veterans	Spouses	Dependents	Former military affiliation	All Military Affiliated
Appalachian State University	249	127	893	2	13	36	1,320
East Carolina University	597	258	1,931	16	112	498	3,412
Elizabeth City State University	10	9	95	1	9	0	124
Fayetteville State University	607	96	893	38	50	107	1,791
North Carolina A&T State University	149	89	817	3	12	20	1,090
North Carolina Central University	50	47	247	2	7	0	353
North Carolina State University	153	145	428	147	881	195	1,949
UNC Asheville	30	16	189	-	2	26	263
UNC Chapel Hill	92	21	181	120	956	241	1,611
UNC Charlotte	144	113	411	10	216	11	905
UNC Greensboro	208	132	840	28	436	4	1,648
UNC Pembroke	168	41	498	35	25	44	811
UNC School of the Arts	12	8	79	-	-	1	100
UNC Wilmington	597	119	1,554	12	5	13	2,300
Western Carolina University	166	128	1,079	6	13	18	1,410
Winston-Salem State University	23	22	169	1	5	-	220
Grand Total	3,255	1,371	10,304*	421	2,742	1,214	19,307

**1,016 of these veterans are also military spouses*

**6,014 of these veterans are also dependents*

CHANCELLOR'S MILITARY ADVISORY COMMISSION

EVENTS & AWARDS

**MILITARY PROGRAMS
ARMY and AIR FORCE ROTC**

RECRUITMENT & RETENTION

**US, NC, UNC Policy and
Initiatives**

RESEARCH and ENGAGEMENT

COMMITTEE STRUCTURE

ECU's Honors College

200 First Year, 2019



800 strong and now accepting transfer students!!





Women in STEM disciplines will THRIVE at ECU

**Stephanie George (CET), Kristen Myers (HCAS), Rachel Roper (BSOM),
Crystal Chambers (COE), Ron Mitchelson (Spilman)**

Mary Farwell (REDE) and Cindy Putnam-Evans (HCAS)

Towards Hiring, Resources, Inclusion, Value, and Excellence