



Finance and Facilities Committee Meeting
 September 12, 2019
 Agenda

- | | |
|--|-------------|
| I. Approval of April 11, 2019 Minutes | Action |
| II. Action and Information Items | |
| A. Lease Renewal for ECUP | Action |
| B. Approved Report of EHRA Employee Salary Adjustments Pursuant to September 30, 2016 Expanded Authority | Information |
| C. Pension Report | Information |
| D. Cherry Bekaert Report Update | Information |
| E. Campus Safety & Parking Update | Information |
| F. Designer Selections since last Board Meeting | Information |
| G. Capital Projects Update | Information |
| H. Other | Information |



**Board of Trustees
Finance and Facilities Committee
September 12, 2019**

Agenda Item: I.A.

Approval of April 11, 2019
Minutes

Responsible Person:

Sara Thorndike,
VC for Administration & Finance

Action Requested:

Approval

Notes:

N/A



**East Carolina University | Board of Trustees
Finance & Facilities | Sounds of Gateway | April 12, 2019
Minutes**

The Finance & Facilities Committee of the ECU Board of Trustees met in regular session on April 11, 2019 at 2:17pm at the Sounds of Gateway. Committee members present included Vern Davenport, Edwin Clark, Leigh Fanning, Max Joyner, Deborah Davis, Jordan Koonts and Vince Smith.

I. MINUTES

- A. The committee approved the minutes from the November 1, 2018 meeting.

II. INFORMATION ITEMS

- A. Sara Thorndike, VC for Administration, provided the Employment of Related Persons Report for 2018.
- B. Sara Thorndike, VC for Administration, provided the Approved EHRA Employee Salary Adjustments pursuant to September 30, 2016 Expanded authority.
- C. Sara Thorndike, VC for Administration, provided the information of Pension Spiking.
- D. Sara Thorndike, VC for Administration, provided the Annual HR Compliance Report - FY17-18.
- E. Bill Bagnell, Associate VC for Campus Operations, provided information on the Designer Selections since last Board Meeting.
- F. Bill Bagnell, Associate VC for Campus Operations, updated the committee on Capital Projects.
- G. Bill Koch, Associate VC for Environmental Health and Campus Safety, and Police Chief Barnwell updated the committee on Campus Safety.
- H. Other

Meeting adjourned at 11:48 pm.



Board of Trustees

**Finance and Facilities Committee
September 12, 2019**

Agenda Item: II.A.

Lease Renewal for ECUP

Responsible Person:

Sara Thorndike,
VC for Administration & Finance
Kevin Carraway
Director for Materials Management
& Real Estate

Action Requested:

Information

Notes:

N/A



MEMORANDUM

TO: Sara Thorndike

FROM:  C. Kevin Carraway

DATE: August 19, 2019

SUBJECT: Request ECU Board of Trustees Approval to Lease \pm 4,520 SF of Office/Clinical Space at 108 Fire Tower Road

ECU Physicians, Department of Pediatrics requests ECU Board of Trustees approval to Lease by Acquisition \pm 4,520 SF of office/clinical space located at 108 Fire Tower Road, Suites A, B, and C from Wainright Holdings, LLC.

This lease is deemed strategic in nature as ECU Pediatrics Family Autism Center has been in this location since December 2012. The space is adjacent to the Greenville TEACCH Center that serves individuals with Autism Spectrum Disorders and its proximity provides collaborative opportunities and helps leverage assets to help families in our region to access autism resources from a familiar and centralized location.

The lease term will begin October 1, 2019 for at term of three (3) years with three (3), one-year renewal options. The lease rate will be \$49,800 per year (\$11.02/SF/YR). ECUP will pay for janitorial and utilities.

The lease has been approved by the ECU Physicians Property Review Committee and the Dean, Brody School of Medicine.

The source of funds is 315541 664721 73662 0000 (100% Medical Faculty Practice Plan).

cc: B. Jowers
M. Witherington



**Board of Trustees
Finance and Facilities Committee
September 12, 2019**

Agenda Item: II.B.

Approved EHRA Employee Salary
Adjustments Pursuant to September 30,
2016 Expanded authority

Responsible Person:

Sara Thorndike,
VC for Administration & Finance
Kitty Wetherington,
Associate Vice Chancellor for Human
Resources

Action Requested:

Information

Notes:

N/A



MEMORANDUM

TO: ECU Board of Trustees

FROM: Ms. Kitty H. Wetherington *Kitty Wetherington*
Associate Vice Chancellor for Human Resources and
Chief Human Resources Officer

DATE: August 27, 2019

RE: Report of Approved EHRA Employee Salary Adjustments Pursuant
to 9/30/16 Expanded Authority (March 1, 2019 – July 31, 2019)

The attached informational report is provided to you in accordance with the *Resolution to Delegate Expanded Authority to the Chancellor of East Carolina University for Certain Salary Actions for Employees Exempt from the State Human Resources Act*, as approved by the Board of Trustees on September 30, 2016. Please note that the attached spreadsheet contains confidential personnel information in accordance with N.C. GEN. STAT. §126-22, *et seq.*

Attachments

- cc: Mr. Dan Gerlach
Interim Chancellor
- Dr. Ronald L. Mitchelson
Provost and Senior Vice Chancellor for Academic Affairs
- Ms. Sara Thorndike
Vice Chancellor for Administration and Finance
- Dr. Mark Stacy
Vice Chancellor for Health Sciences and
Dean of the Brody School of Medicine
- Dr. Jay S. Golden
Vice Chancellor for Research, Economic Development and Engagement
- Dr. Virginia Hardy
Vice Chancellor for Student Affairs
- Mr. Christopher Dyba
Vice Chancellor for University Advancement

**Department of
Human Resources**

210 East First Street
Mail Stop 205
East Carolina University
Greenville, NC 27858-4353

252-328-9847 main
252-328-9918 fax

Administration
328-9884
328-9918 fax

Benefits
328-9887
328-9918 fax

**Classification and
Compensation**
328-9847
328-9917 fax

Employee Relations
328-9848
328-9917 fax

Employment
328-9847
328-9918 fax

HR Information Systems
328-9847
737-5818 fax

**Learning and Organizational
Development**
328-9848
328-9917 fax

*East Carolina University is a
constituent institution of the
University of North Carolina.
An equal opportunity
university.*



**Board of Trustees
Finance and Facilities Committee
September 12, 2019**

Agenda Item: II.C.

Pension Report

Responsible Person:

Sara Thorndike,
VC for Administration & Finance
Kitty Wetherington,
Associate Vice Chancellor for Human
Resources

Action Requested:

Information

Notes:

N/A



**Board of Trustees
Finance and Facilities Committee
September 12, 2019**

Agenda Item: II.D.	Update on the Cherry Bekaert Report
Responsible Person:	Sara Thorndike, VC for Administration & Finance
Action Requested:	Information
Notes:	N/A



Board of Trustees Cherry Bekaert Report Update

September 2019

Finance & Facilities Committee



Budget Update

- Athletics Budget
- Athletics Revenues
- Long-term Planning for Overall Budget Forecasting at the University level
- Comprehensive Budget Report

ECU Athletics

ECU Athletics (Nonstate Funds)

	Actual FY 2018	Actual FY 2019	Budget FY 2020
Total Revenue	37,175,001	34,677,069	36,039,243
Total Operating Expenses	38,636,602	40,757,349	43,440,503
Shortfall from Operating	(1,461,601)	(6,080,280)	(7,401,260)
AD Discretionary	-	-	(500,000)
Conference Change Payments	(500,000)	(500,000)	-
Football Transition	-	(2,220,698)	(299,302)
Consulting	(100,693)	(365,182)	(200,000)
Other One-Time Expenses	(600,693)	(3,085,880)	(999,302)
Capital Investments	-	(942,479)	(4,559,338)
Net Change in Cash Flow	(2,062,294)	(10,108,640)	(12,959,900)
Transfers In from Vending for Scholarships	-	1,629,336	70,664
Transfers In from Quasi End Athletic Scholarship	-	229,225	150,000
Transfers In from University Reserves	920,577	6,860,175	9,399,870
Transfers In from University Auxiliaries	-	3,225,199	2,707,366
Transfers In from Student Fee for Debt Service	475,000	1,228,939	632,000
Cumulative Fund Balance	(3,064,234)	(0)	0

Revenues

FY19: lower enrollment, ticket sales, game guarantees, and donations

FY20:

- Athletic fee \$773 (\$50 increase, 44% of revenues)
- Pirate Club \$6M (\$5.6M FY19)
- Game guarantees of \$1.45M (\$317K FY19)

Expenses

- Added 9 strategic positions (academic counselor, trainers, nutritionist, mental health counselor, media relations, asst. golf coach) - \$575K
- Training table - \$500K
- Scholarships - \$429K increase to FY19
- Anticipated legislative salary increase
- Salary, benefit, and operating costs related to personnel changes and transition costs in football, basketball, and administration

Capital Investments

- Turf fields, lighting, batting cage, strength & conditioning, charters, football, baseball



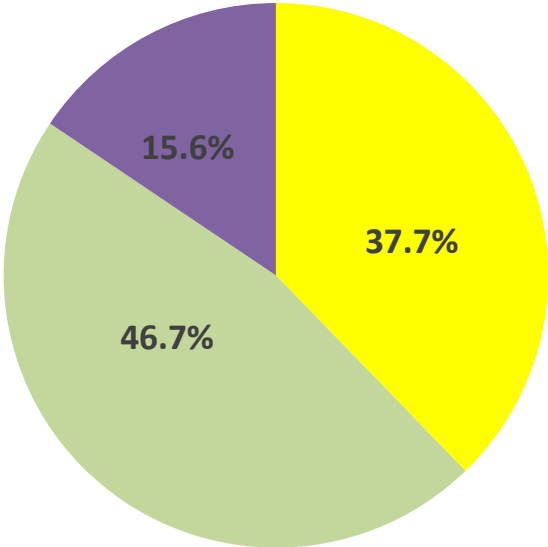
FY 2020 Athletics Budget

ECU Athletics Budget (Nonstate Funds)	Budget FY 2020
Student Fees	15,764,500
Pirate Club Support	5,968,000
Football Revenue	5,000,000
All Other Sports Revenue	880,000
NCAA and AAC Distribution	3,383,243
Sports Marketing & Logo Licensing	2,425,000
Athletic Guarantees	1,450,000
Other Revenues	1,168,500
Total Revenue	36,039,243
Scholarships	9,061,000
Football	7,621,166
Men's Basketball	3,100,000
Women's Basketball	1,625,000
Baseball	1,586,125
All Other Sports	4,399,358
Administration & Compliance	4,636,583
Athletic Support Functions	3,236,060
Facility/Grounds Operations	2,407,555
Game Day Operations	1,735,000
Media Relations/Sports Marketing	1,599,000
Debt Payment- East End Zone	1,233,656
Conference and NCAA Championship Travel	700,000
Training Table Operating	500,000
Total Operating Expenses	43,440,503
Shortfall from Operating	(7,401,260)
Capital Investments	(4,559,338)
AD Discretionary	(500,000)
Football Transition	(299,302)
Consulting	(200,000)
Additional Investments	(5,558,640)
Net Change in Cash Flow	(12,959,900)
Transfers In from Vending for Scholarships	70,664
Transfers In from Quasi End Athletic Scholarship	150,000
Transfers In from University Reserves	9,399,870
Transfers In from University Auxiliaries	2,707,366
Transfers In from Student Fee for Debt Service	632,000
Change in Fund Balance	0



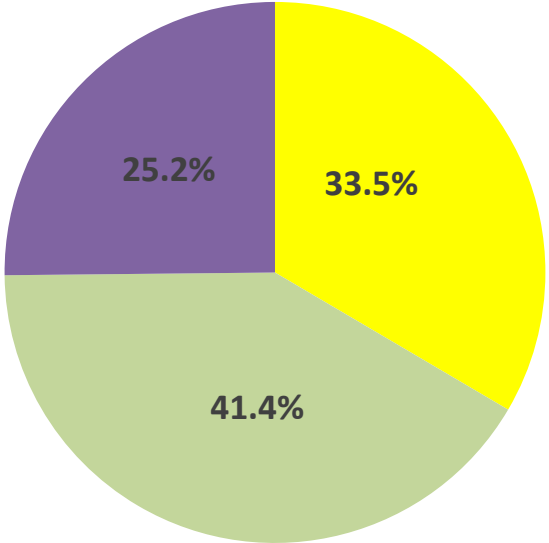
Athletics Revenues

Athletic Revenue Sources for Operations



■ Student Fees ■ Athletic Generated Revenues ■ University Support

Athletic Revenue Sources for Operations, One-Time Expenses, & Capital



■ Student Fees ■ Athletic Generated Revenues ■ University Support

University Support: vending and endowment income for scholarships; university reserves (investment income, auxiliary overhead fee); auxiliaries (housing, printing, warehouses)



FYMG810

For JULY FY 2020

	Original Budget	Budget Changes	Current Budget	YTD Actual Results	Actual vs. Budget
State Funds					
Tuition Annual Revenues 16065					
On Campus	0	0	0	0	0
Distance Education	0	0	0	0	0
Summer Face-to-Face	0	0	0	0	0
-----	-----	-----	-----	-----	-----
**Total Tuition Annual Revenues 16065	0	0	0	0	0
=====	=====	=====	=====	=====	=====
School of Dental Medicine	0	0	0	0	0
Brody School of Medicine	0	0	0	0	0
-----	-----	-----	-----	-----	-----
**Total Tuition Annual Revenues 16066	0	0	0	0	0
=====	=====	=====	=====	=====	=====
Continuing Education Revenues	0	0	0	0	0
Appropriations 16065	0	0	0	0	0
Appropriations 16066	0	0	0	0	0
Other Miscellaneous Revenues	0	0	0	0	0
-----	-----	-----	-----	-----	-----
**Total State Funded Revenues	0	0	0	0	0
=====	=====	=====	=====	=====	=====
Total 16065 Operating Expenses	0	0	0	0	0
Total 16066 Operating Expenses	0	0	0	0	0
-----	-----	-----	-----	-----	-----
**Total State Funded Expenses	0	0	0	0	0
=====	=====	=====	=====	=====	=====
Non-State Funds					
Administration and Finance					
1Card					
Beginning Fund Balance	0	0	0	0	0
Total Annual Revenues	0	0	0	0	0
Total Annual Expenses	0	0	0	0	0
-----	-----	-----	-----	-----	-----
Annual Operating Results	0	0	0	0	0
-----	-----	-----	-----	-----	-----
Net Transfers	0	0	0	0	0
-----	-----	-----	-----	-----	-----
Ending Fund Balance	0	0	0	0	0
-----	-----	-----	-----	-----	-----

FYMG810

For JULY FY 2020

	Original Budget	Budget Changes	Current Budget	YTD Actual Results	Actual vs. Budget
Campus Safety & Police					
Beginning Fund Balance	0	0	0	0	0
Total Annual Revenues	0	0	0	0	0
Total Annual Expenses	0	0	0	0	0
Annual Operating Results	0	0	0	0	0
Net Transfers	0	0	0	0	0
Ending Fund Balance	0	0	0	0	0
Ed & Tech					
Beginning Fund Balance	0	0	0	0	0
Total Annual Revenues	0	0	0	0	0
Total Annual Expenses	0	0	0	0	0
Annual Operating Results	0	0	0	0	0
Net Transfers	0	0	0	0	0
Ending Fund Balance	0	0	0	0	0
Minges					
Beginning Fund Balance	0	0	0	0	0
Total Annual Revenues	0	0	0	0	0
Total Annual Expenses	0	0	0	0	0
Annual Operating Results	0	0	0	0	0
Net Transfers	0	0	0	0	0
Ending Fund Balance	0	0	0	0	0

FYMG810

For JULY FY 2020

	Original Budget	Budget Changes	Current Budget	YTD Actual Results	Actual vs. Budget
Parking and Transportation					
Beginning Fund Balance	0	0	0	0	0
Total Annual Revenues	0	0	0	0	0
Total Annual Expenses	0	0	0	0	0
Annual Operating Results	0	0	0	----- 0	----- 0
Net Transfers	0	0	0	----- 0	----- 0
Ending Fund Balance	0	0	0	----- 0	----- 0
Printing and Graphics					
Beginning Fund Balance	0	0	0	0	0
Total Annual Revenues	0	0	0	0	0
Total Annual Expenses	0	0	0	0	0
Annual Operating Results	0	0	0	----- 0	----- 0
Net Transfers	0	0	0	----- 0	----- 0
Ending Fund Balance	0	0	0	----- 0	----- 0
Student Stores					
Beginning Fund Balance	0	0	0	0	0
Total Annual Revenues	0	0	0	0	0
Total Annual Expenses	0	0	0	0	0
Annual Operating Results	0	0	0	----- 0	----- 0
Net Transfers	0	0	0	----- 0	----- 0
Ending Fund Balance	0	0	0	----- 0	----- 0

FYMG810

For JULY FY 2020

	Original Budget	Budget Changes	Current Budget	YTD Actual Results	Actual vs. Budget
Vending					
Beginning Fund Balance	0	0	0	0	0
Total Annual Revenues	0	0	0	0	0
Total Annual Expenses	0	0	0	0	0
Annual Operating Results	0	0	0	----- 0	----- 0
Net Transfers	0	0	0	----- 0	----- 0
Ending Fund Balance	0	0	0	----- 0	----- 0
Warehouse & Storerooms					
Beginning Fund Balance	0	0	0	0	0
Total Annual Revenues	0	0	0	0	0
Total Annual Expenses	0	0	0	0	0
Annual Operating Results	0	0	0	----- 0	----- 0
Net Transfers	0	0	0	----- 0	----- 0
Ending Fund Balance	0	0	0	----- 0	----- 0
Non-State Funds					
Athletics					
Athletics Operating					
Beginning Fund Balance	0	0	0	0	0
Total Annual Revenues	0	0	0	0	0
Total Annual Expenses	0	0	0	0	0
Annual Operating Results	0	0	0	----- 0	----- 0
Net Transfers	0	0	0	----- 0	----- 0
Ending Fund Balance	0	0	0	----- 0	----- 0

FYMG810

For JULY FY 2020

	Original Budget	Budget Changes	Current Budget	YTD Actual Results	Actual vs. Budget
Marching Pirates					
Beginning Fund Balance	0	0	0	0	0
Total Annual Revenues	0	0	0	0	0
Total Annual Expenses	0	0	0	0	0
Annual Operating Results	0	0	0	0	0
Net Transfers	0	0	0	0	0
Ending Fund Balance	0	0	0	0	0
Southside Stadium					
Beginning Fund Balance	0	0	0	0	0
Total Annual Revenues	0	0	0	0	0
Total Annual Expenses	0	0	0	0	0
Annual Operating Results	0	0	0	0	0
Net Transfers	0	0	0	0	0
Ending Fund Balance	0	0	0	0	0
Non-State Funds					
Chancellor					
Chancellors Discretionary					
Beginning Fund Balance	0	0	0	0	0
Total Annual Revenues	0	0	0	0	0
Total Annual Expenses	0	0	0	0	0
Annual Operating Results	0	0	0	0	0
Net Transfers	0	0	0	0	0
Ending Fund Balance	0	0	0	0	0

FYMG810

For JULY FY 2020

	Original Budget	Budget Changes	Current Budget	YTD Actual Results	Actual vs. Budget
Non-State Funds					
Health Sciences					
ECU Physicians					
Beginning Fund Balance	0	0	0	0	0
Total Annual Revenues	0	0	0	0	0
Total Annual Expenses	0	0	0	0	0
				-----	-----
Annual Operating Results	0	0	0	0	0
				=====	=====
Net Transfers	0	0	0	0	0
				-----	-----
Ending Fund Balance	0	0	0	0	0
				=====	=====
School of Dental Medicine					
Beginning Fund Balance	0	0	0	0	0
Total Annual Revenues	0	0	0	0	0
Total Annual Expenses	0	0	0	0	0
				-----	-----
Annual Operating Results	0	0	0	0	0
				=====	=====
Net Transfers	0	0	0	0	0
				-----	-----
Ending Fund Balance	0	0	0	0	0
				=====	=====
Non-State Funds					
Research					
F&A					
Beginning Fund Balance	0	0	0	0	0
Total Annual Revenues	0	0	0	0	0
Total Annual Expenses	0	0	0	0	0
				-----	-----
Annual Operating Results	0	0	0	0	0
				=====	=====
Net Transfers	0	0	0	0	0
				-----	-----
Ending Fund Balance	0	0	0	0	0
				=====	=====

FYMG810

For JULY FY 2020

	Original Budget	Budget Changes	Current Budget	YTD Actual Results	Actual vs. Budget
Non-State Funds					
Student Affairs					
Campus Recreation					
Beginning Fund Balance	0	0	0	0	0
Total Annual Revenues	0	0	0	0	0
Total Annual Expenses	0	0	0	0	0
Annual Operating Results	0	0	0	0	0
Net Transfers	0	0	0	0	0
Ending Fund Balance	0	0	0	0	0
Dining					
Beginning Fund Balance	0	0	0	0	0
Total Annual Revenues	0	0	0	0	0
Total Annual Expenses	0	0	0	0	0
Annual Operating Results	0	0	0	0	0
Net Transfers	0	0	0	0	0
Ending Fund Balance	0	0	0	0	0
Housing					
Beginning Fund Balance	0	0	0	0	0
Total Annual Revenues	0	0	0	0	0
Total Annual Expenses	0	0	0	0	0
Annual Operating Results	0	0	0	0	0
Net Transfers	0	0	0	0	0
Ending Fund Balance	0	0	0	0	0

FYMG810

For JULY FY 2020

	Original Budget	Budget Changes	Current Budget	YTD Actual Results	Actual vs. Budget
Student Health					
Beginning Fund Balance	0	0	0	0	0
Total Annual Revenues	0	0	0	0	0
Total Annual Expenses	0	0	0	0	0
Annual Operating Results	0	0	0	0	0
Net Transfers	0	0	0	0	0
Ending Fund Balance	0	0	0	0	0
Student Unions					
Beginning Fund Balance	0	0	0	0	0
Total Annual Revenues	0	0	0	0	0
Total Annual Expenses	0	0	0	0	0
Annual Operating Results	0	0	0	0	0
Net Transfers	0	0	0	0	0
Ending Fund Balance	0	0	0	0	0
Transit					
Beginning Fund Balance	0	0	0	0	0
Total Annual Revenues	0	0	0	0	0
Total Annual Expenses	0	0	0	0	0
Annual Operating Results	0	0	0	0	0
Net Transfers	0	0	0	0	0
Ending Fund Balance	0	0	0	0	0

FYMG810

For JULY FY 2020

	Original Budget	Budget Changes	Current Budget	YTD Actual Results	Actual vs. Budget
Non-State Funds					
University					
Auxiliary Overhead					
Beginning Fund Balance	0	0	0	0	0
Total Annual Revenues	0	0	0	0	0
Total Annual Expenses	0	0	0	0	0
				-----	-----
Annual Operating Results	0	0	0	0	0
				=====	=====
Net Transfers	0	0	0	0	0

Ending Fund Balance	0	0	0	0	0
				=====	



**Board of Trustees
Finance and Facilities Committee
September 12, 2019**

Agenda Item: II.E.

Campus Safety & Parking Update

Responsible Person:

Sara Thorndike,
VC for Administration & Finance
Bill Koch, Associate Vice Chancellor
for Campus Safety & Auxiliary Services

Action Requested:

Information

Notes:

N/A

Safety Update

Board of Trustees
September 2019



Educational Campaigns

PSAs

- Crosswalk Safety
- Fake ID Enforcement
- Run, Hide, Fight



Videos



<https://vimeo.com/351202637> - Run

<https://vimeo.com/351201001> - Hide

<https://vimeo.com/351202672> - Fight



Tactical Training



- ALEERT and Stop the Bleed training

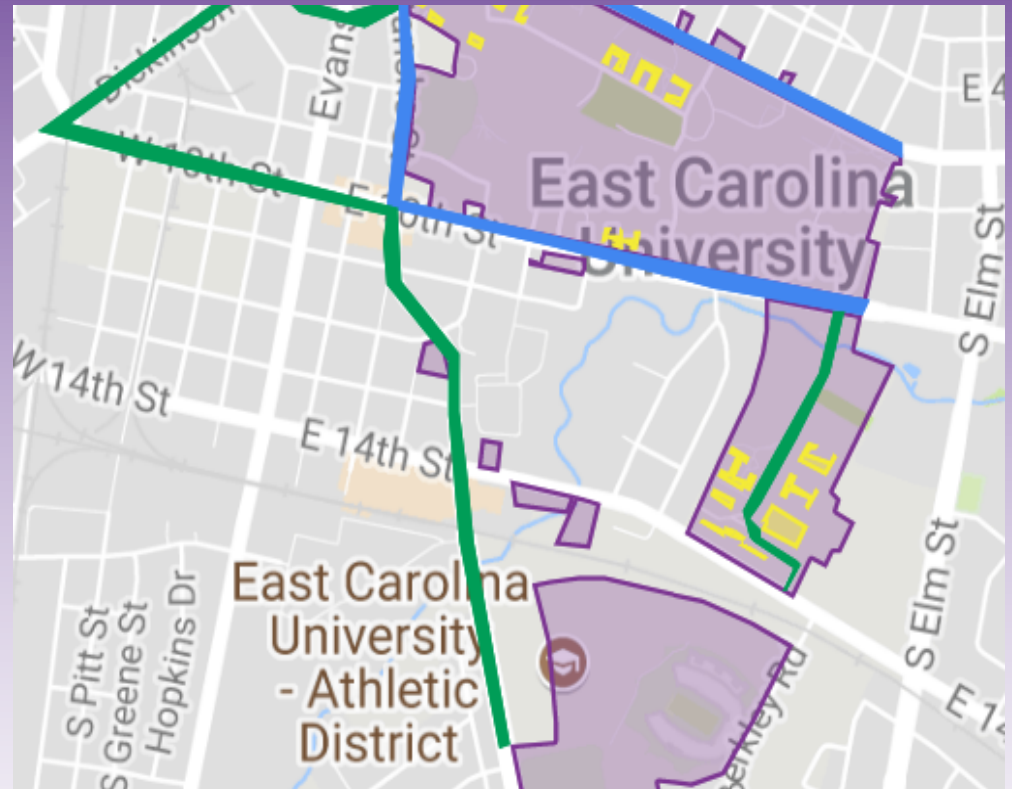


Football Operations

- Unified Incident Command
 - Police
 - Fire
 - EMS
 - EH&S
 - Emergency Management
 - Athletics
 - Facilities
- Staffing Levels
 - Tier 1
 - Tier 2
 - Tier 3




Pirate Pathways



- Primary pedestrian Corridors
- Pathway Logo



Allied Security



- Robot to Patrol Parking Deck / Surrounding Area
- September Deployment



Parking Update

Board of Trustees
September 2019



Revenues

- Must be self-supporting and receives no state funding
- Must transfer 80% of fine revenues to the State Department of Public Instruction
 - State allows us to keep 20% to cover costs to collect fine revenues
- Revenue is realized from permit sales, hourly guest, visitor, and event parking



Inventory

- University has 12,605 parking spaces, including permit, ADA, reserved, service, visitor, and patient parking spaces
- 9,983 available permit parking spaces for 28,000 faculty, staff, and students
- Remainder of spaces are for specialized parking needs such as service/maintenance vehicles, patients, and hourly visitor/guest parking



Parking Zones, Permits, Hourly Parking

- Parking is by a Zone System (A, B, C, D, and Garage)
- Zone prices are based on convenience and access
- Permits available for faculty/staff, resident students, and commuter students
- Permits range in price from \$140 to \$720 per year
- Cost for hourly guest and visitor parking is \$1.00 per hour or \$5.00 per event





**Board of Trustees
Finance and Facilities Committee
September 12, 2019**

Agenda Item: II.F.	Designer Selections since last BOT Meeting
Responsible Person:	Sara Thorndike, VC for Administration & Finance Bill Bagnell, Associate VC for Campus Operations
Action Requested:	Information
Notes:	N/A



ECU®

Finance and Facilities Committee
Facilities Engineering and Architectural Services
Designer Selection Approval Summary
September 12 - 13, 2019



Formal Designer Selection Approval Summary

FOR INFORMATION - FORMAL PROJECTS
Below are designers selected for repair and renovation projects, with a cost greater than \$500,000.

1 Project

Science & Technology Building - Roof Replacement

January 18, 2019	Advertisement
March 29, 2019	Pre-Selection Committee Recommendation
April 11, 2019	Approval of Committee Recommendation
FIRM SELECTED:	Raymond Engineering, Raleigh, NC

2 Project

Warren Life Sciences Building - Roof Replacment - Sections C, D, and E

February 1, 2019	Advertisement
March 29, 2019	Pre-Selection Committee Recommendation
April 11, 2019	Approval of Committee Recommendation
FIRM SELECTED:	Atlas Engineering, Inc., Raleigh, NC

Informal Designer Selection Approval Summary

FOR INFORMATION - INFORMAL PROJECTS

Below are designers selected for repair and renovation projects, with a cost less than than \$500,000.

1 Direct Select Approvals - April 15, 2019

Project

Dowdy-Ficklen Stadium - Visual Condition Survey
Brody South Elevators Electrical Distribution Study

Designer

SKA Consulting Engineers
Stanford White

2 Direct Select Approvals - April 23, 2019

Project

Wright Building - Ground Floor West Old Bookstore and Mechanical Space -
Hazmat Survey
Science and Tech Building Evaluate Generator Capacity for Research
Equipment - Study
Gateway Residence Hall Evaluate Generator Capacity for EOC - Study
Stratford Arms Property Evaluate Parking Lot Improvements - Study
Health Science Campus Chiller Plant - Commissioning

Designer

Affinity Environmental

The East Group

Stanford White
ARK Consulting
Affiliated Engineers

Informal Designer Selection Approval Summary

3 Direct Select Approvals - May 22, 2019

Project

Health Sciences Bldg - CSDI Speech Language and Hearing Clinic - Audiology Booth

Designer

MHA Works

4 Direct Select Approvals - June 3, 2019

Project

College Hill AREA - Replace Steam and Condensate

Designer

Terracon Consultants, Inc.

5 Direct Select Approvals - June 14, 2019

Project

Science and Technology Building Renovate Computer Lab 343 to Office Suite and Upgrade Research Lab - Design

Warren Life Sciences, Annual BSL-3/ABSL-3 facility re-verification

Designer

MHA Works

Cornerstone Commissioning, Inc.

6 Direct Select Approvals - July 2, 2019

Project

ECU Innovation Hub (formerly Building 43 Renovation) - Feasibility Study

Designer

Clark/Nexsen

Informal Designer Selection Approval Summary

7 Direct Select Approvals - July 17, 2019

Project

Minges (Practice Basketball Facility) Men's Lounge Renovation
Brewster Building Testing Center Relocation to B103 and B105

Designer

JKF Architecture
JKF Architecture

8 Direct Select Approvals - August 7, 2019

Project

The Great Books Sculpture Project
Joyner East Sanitary Sewer

Designer

Lynch Mykins
McAdams

9 Direct Select Approvals - August 13, 2019

Project

Location and Topographic Survey for property at Reade, 3rd and 4th Streets

Designer

Baldwin Design Consultants, PA

10 Direct Select Approvals - August 28, 2019

Project

Main Campus DAS (CC/AT&T) Exterior Pole Antennas (Infrastructure) 7
Nodes

Designer

The East Group

White Hall Fiber Conduit Replacement and Electrical Upgrade (T-Mobile)

The East Group



ECU
CAPTURE YOUR HORIZON

**Board of Trustees
Finance and Facilities Committee
September 12, 2019**

Agenda Item: II.G.

Capital Projects Update

Responsible Person:

Sara Thorndike,
VC for Administration & Finance
Bill Bagnell,
Associate VC for Campus Operations

Action Requested:

Information

Notes:

N/A



ECU[®]

Finance and Facilities Committee
Facilities Engineering and Architectural Services
Capital Projects Update
September 12-13, 2019



Life Sciences and Biotechnology Center



- Status: Project Bid and In Budget
- Budget: \$90,000,000
- Designer: Lord, Aeck & Sargent, Inc.
- Contractor: Rodgers Builders, Inc.
- Estimated Construction: 07/15/19 - 07/30/21
- Next quarter: Continue processing shop drawings. Construction has begun and continues on building pad and geo-piers.

Dowdy-Ficklen Stadium Southside Renovation



- Status: Construction
- Budget: \$60,000,000
- Designer: LS3P & AECOM
- Contractor: T. A. loving Company/ Frank L. Blum – Joint Venture
- Construction: 12/04/17 – 07/25/19
- Beneficial Occupancy: 08/16/19
- Next quarter: Punch lists work will continue and project will complete.

Greene Residence Hall Renovations



- Status: Construction
- Budget: \$28,500,000
- Designer: MHA Works
- Contractor: Frank L Blum Construction
- Construction: 06/26/18 – 07/31/19
- Beneficial Occupancy: 08/06/19
- Next Quarter: Punch list work on floors will continue and project will complete.

Mendenhall Comprehensive Renovation



- Status: On Hold
- Budget: \$18,153,625
- Designer: Davis Kane, Architects, P.A.
- Estimated Construction: On Hold
- Next Quarter: Held at completion of Schematic Design.

ECU Innovation Hub (formerly Building 43 Renovation)



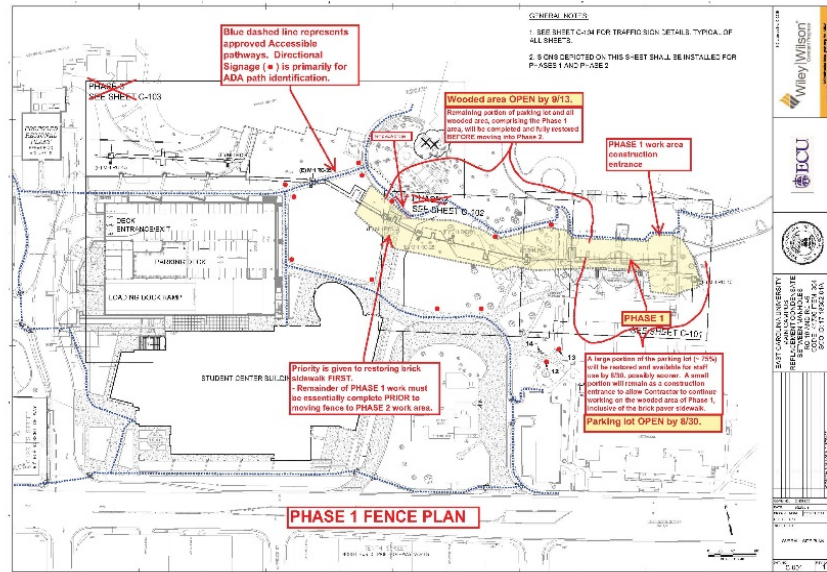
- Status: Feasibility Study Review
- Budget: \$4,900,000
- Designer: Clark Nexsen
- Estimated Construction: 03/26/21 – 02/19/22
- Next quarter: Feasibility Study Complete

Uptown 209



- Status: Construction
- Budget: \$2,998,409
- Designer: Dunn & Dalton, Architects
- Contractor: A.R. Chesson Construction Company, Inc.
- Estimated Construction: 10/12/18 – 09/20/19
- Next quarter: Ceiling Framing, final dry-wall, painting, mechanical and electrical installation, ceramic tile.
- NOTE: Construction is behind schedule. Formal notices have been sent to the contractor and their bonding company that liquidated damages will be assessed.

Main Campus Replacement Condensate from Manholes RC-10 to RC-45



- Status: Construction
- Budget: \$1,707,774
- Designer: Wiley Wilson
- Contractor: Humphrey Mechanical, Inc.
- Estimated Construction: 12/17/18 – 11/22/19
- Next quarter: Construction Phase 1 area restoration will complete. Fencing will then relocate to Construction Phase 2 area.



**Board of Trustees
Finance and Facilities Committee
September 12, 2019**

Agenda Item: II.H.

Other

Responsible Person:

Sara Thorndike,
VC for Administration & Finance

Action Requested:

Information

Notes:

N/A